

FJ

HEAVY DUTY



FUSO FJ

DIMENSIONS & WEIGHT		FJ1823R	FJ 2528R	FJ 2528C
Overall Length / Width / Height	(mm)	10,410 / 2,490 / 2,900	11,967 / 2,490 / 2,905	7,160 / 2,490 / 2,962
Wheelbase	(mm)	6,000	6,375	4,275
Wheel Tread (Front / Rear)	(mm)	2,045 / 1,805	2,045 / 1,805	2,045 / 1,805
Cab to Rear Axle (CA)	(mm)	5,620	6,670	4,570
Cab to End Frame (CE)	(mm)	8,570	10,127	5,320
Frame Width	(mm)	758	758	762
Curb Weight	(kg)	6,375	7,678	8,284
Payload	(kg)	11,625	17,322	16,700
Gross Vehicle Weight (GVW)	(kg)	18,000	25,000	25,000
ENGINE & TRANSMISSION				
Model		6S20	6S20	6S20
Type		4-Stroke Direct Injection Diesel with Turbocharger		
Cylinders		6 In-line	6 In-line	6 In-line
Displacement	(cc)	6,374	6,374	6,374
Bore x Stroke	(mm)	102 x 130	102 x 130	102 x 130
Max. Power	(Ps / rpm)	238 / 2,200	286 / 2,200	286 / 2,200
Max. Torque	(N-m / rpm)	850 / 1,200 - 1,600	1,120 / 1,200 - 1,600	1,120 / 1,200 - 1,600
Fuel Tank Capacity	(L)	260	380	290
AdBlue Tank Capacity	(L)	60	60	60
Transmission (Type)		6 Forward and 1 Reverse M/T (Synchromesh Type)	9 Forward and 1 Reverse M/T (Synchromesh Type)	
Transmission P.T.O.		Not Equipped	Equipped (Flange Type)	Equipped (Spline Type)
AXLE				
Front / Rear		Reverse Elliot / Fully Floating		
Differential Lock		Inter-wheel	Inter-wheel	Inter-axle
SUSPENSION				
Front		Parabolic Leaf Spring with Telescopic Shock Absorber and Anti Roll Bar	Parabolic Leaf Spring with Telescopic Shock Absorber and Anti-Roll Bar	
Rear		Semi-Elliptic Leaf Spring with Auxiliary Spring and Anti Roll Bar	Semi-Elliptic Balancer Type with Anti-Roll Bar	Tandem Bogie with Anti-Roll Bar
BRAKE				
Service		Fully Air S-Cam, Dual Circuit		
Parking		Pneumatically Operated Spring Actuator with Hand Brake Valve Acting on Rear Axle		
Auxiliary		Engine and Exhaust		
TIRE & WHEEL				
Tire (Front / Rear)		Tubeless 295 / 80R22.5	Tubeless 295 / 80R22.5	Radial 11.00 R20
Wheel		8.25 x 22.5	8.25 x 22.5	7.5 x 20
STEERING				
Gear Type		Hydraulic Power Assisted		
Power Steering		Equipped		
Steering Wheel Adjust		Tilt and Telescopic with Steering Lock		
SAFETY				
Seatbelt		3 pt. ELR x2 and 2 pt. Lapbelt (Center)		
Seatbelt Reminder		Equipped		
Collapsible Steering Wheel		Equipped		
Side Impact Beams		Equipped		
Anti-Lock Braking System (ABS)		Equipped		
ELECTRICAL SYSTEM				
Battery / Alternator		24V / 80A		

Photos and specifications may vary from actual unit. Sojitz Fuso Philippines reserves the right to change specifications without prior notice.

FUSO

SOJITZ FUSO PHILIPPINES CORPORATION

FUSO



*2 yrs or 100,000 KMs whichever comes first

MITSUBISHI FUSO Authorised Distributor
SOJITZ FUSO PHILIPPINES CORPORATION
www.fuso.com.ph




FJ 2528C • Short wheelbase • 8.1m Min. Turning Radius • Equipped with Spline type P.T.O.
(Dump optional rear body)



FJ 2528R • Natural 32 ft. Loading Span • Equipped with Flange type P.T.O. (Wing Van optional rear body)



The multi-adjustable air pressure driver's seat and tilt and telescopic adjustable steering wheel allow the driver to set the optimum driving position for comfort and performance.



The cruise control further lends a fatigue-free drive while the power windows adds convenience



The FJ's aerodynamic cab design reduces wind resistance thus reducing cabin noise while increasing fuel efficiency




Daytime Running Lights (DRL)



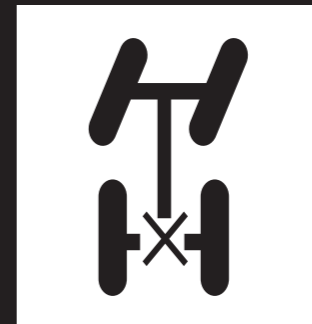
The intelligent meter cluster provides all the necessary information



The frame is shot-peened and powder coated to prevent corrosion and increase durability. Higher flange width and web height also offer stability and load bearing ability leading to longer frame life while the alligator type cross members make it exceptionally strong.



The Fuso FJ is equipped with Anti-Lock Braking System (ABS)



The Differential Lock Buzzer informs driver of differential lock position



The direct injection diesel engine combines high output and flat torque for power hungry applications



The Fuso FJ is equipped with a smooth-shifting 9-speed manual transmission which provides a higher flexibility of gear selection for various operating conditions thereby enhancing driving performance and improving fuel efficiency